

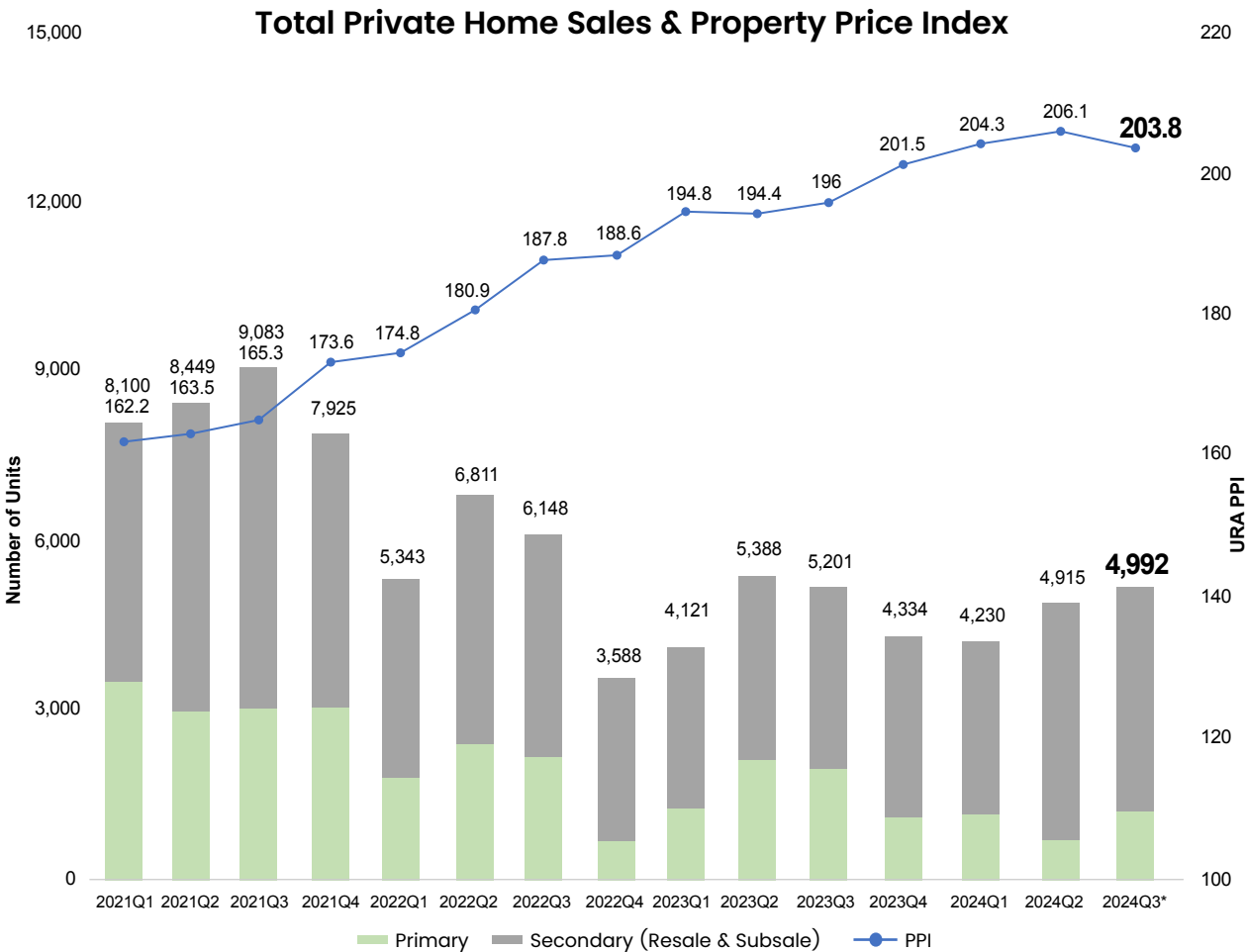
# RESIDENTIAL REPORT ANNEX

PROPNEX RESEARCH  
Q3 2024



Cyan Ho  
CEA No. : R042852G

**PROPnex Q3 2024 RESIDENTIAL REPORT ANNEX**



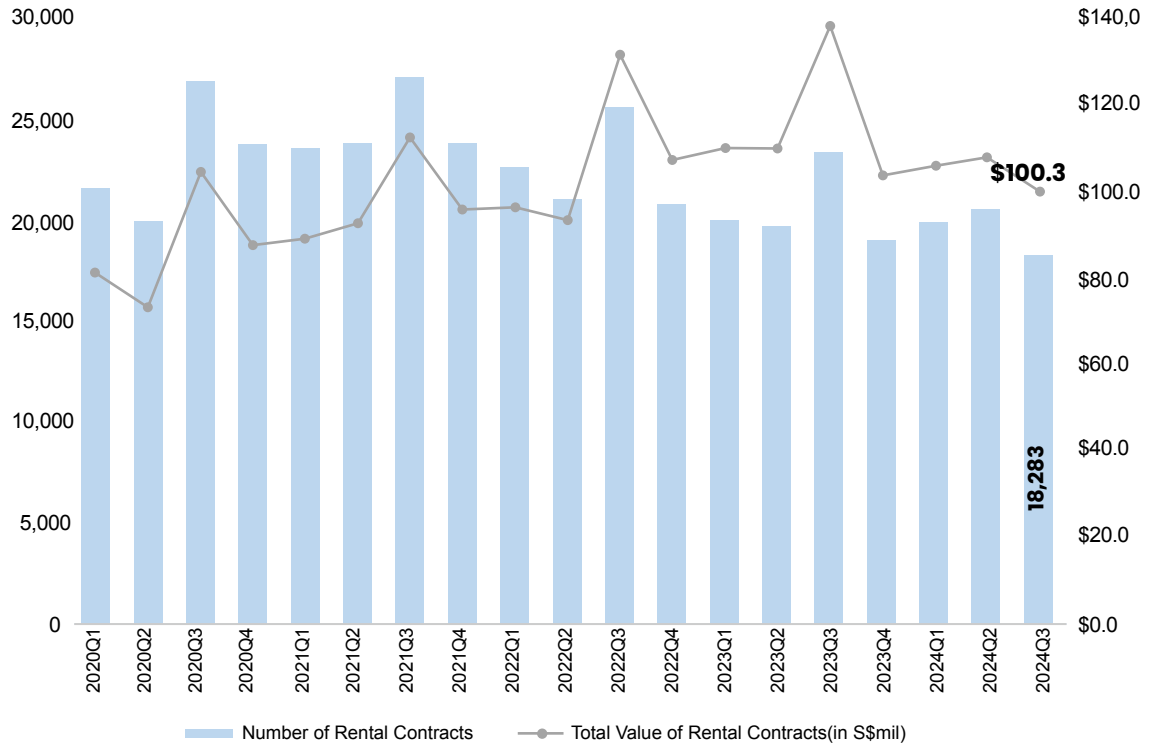
Source: PropNex Research, URA (\*Price Index data based on flash data released on 1 October 2024), URA Realis

**Table 1: Top Selling Projects In Q3 2024**

Project Name	Region	Units Sold in Q3 2024	Average Unit Price (\$PSF) in Q3 2024
KASSIA	OCR	164	\$2,017
SORA	OCR	111	\$2,151
PINETREE HILL	RCR	89	\$2,505
HILLHAVEN	OCR	87	\$2,112
TEMBUSU GRAND	RCR	85	\$2,473

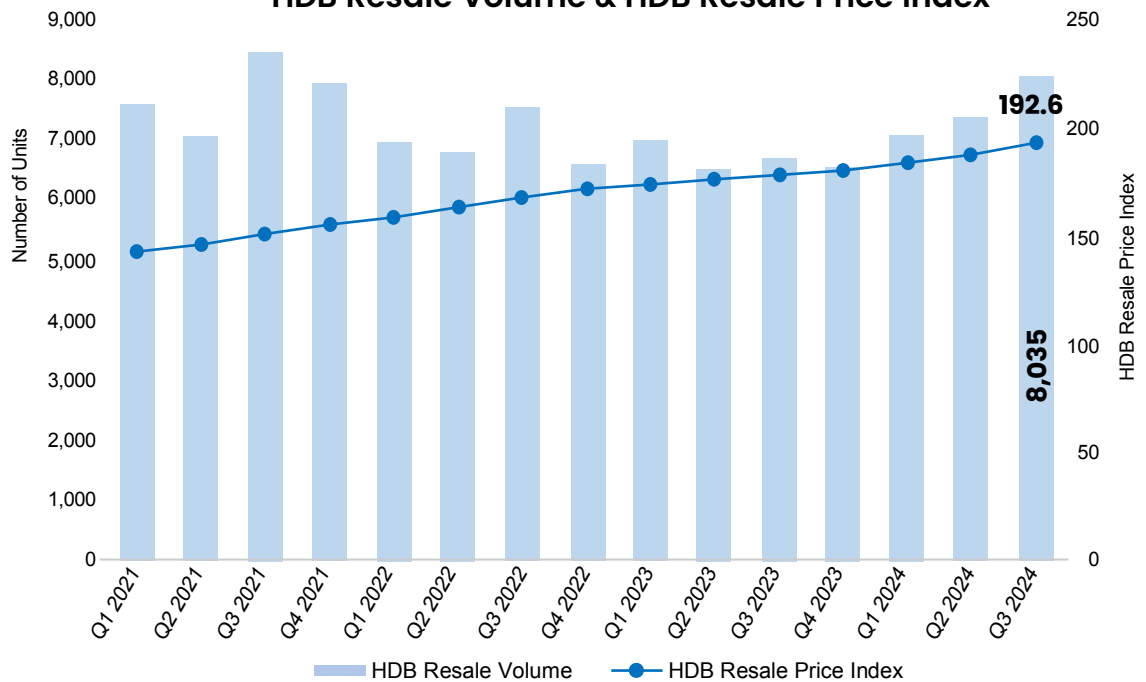
Source: PropNex Research, URA Realis

### Private Home Leasing Volume & Total Value (by quarter)



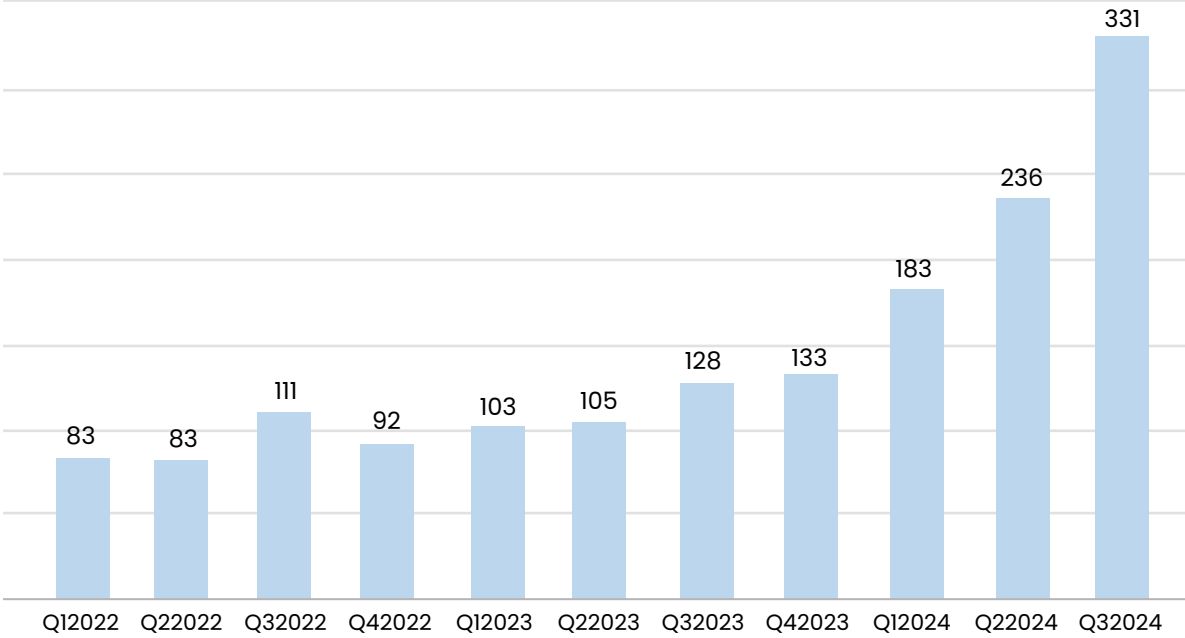
Source: PropNex Research, URA Realis (Q3 2024 data up to August 2024 figures)

### HDB Resale Volume & HDB Resale Price Index



Source: PropNex Research, HDB, Data.gov.sg (\*Price Index data based on flash data released 1 October 2024, resale volume figure up to 29 September 2024)

Number Of Million-Dollar HDB Flat Transactions



Source: PropNex Research, Data.gov.sg

**Disclaimer:**

While every reasonable care is taken to ensure the accuracy of information printed or presented here, no responsibility can be accepted for any loss or inconvenience caused by any error or omission. The ideas, suggestions, general principles, examples and other information presented here are for reference and educational purposes only.

This information contained herein is not in any way intended to provide investment, regulatory or legal advice or recommendations to buy, sell or lease properties or any form of property investment. PropNex shall have no liability for any loss or expense whatsoever, relating to any decisions made by the audience.

All copyrights reserved.



# I CAN FLY *with* PROPnex

MONTHLY LIVE

## 100 TRAVEL TICKETS

PropNex Flight 2024

Scan To Find  
Out More



10 Tickets to Be Won Monthly\*

				
Osaka	Seoul	Tokyo	Melbourne	Paris
MAR				DEC



\*For consumers.